



# ARROZ

# Importaciones UE

**Campaña 2015/2016**

**26 de enero de 2016**

**Cooperativas agro-alimentarias**

**Toño Catón Vázquez**



## importaciones de arroz UE

### UE IMPORTACIONES : ARROZ CARGO (CN 1006 20)

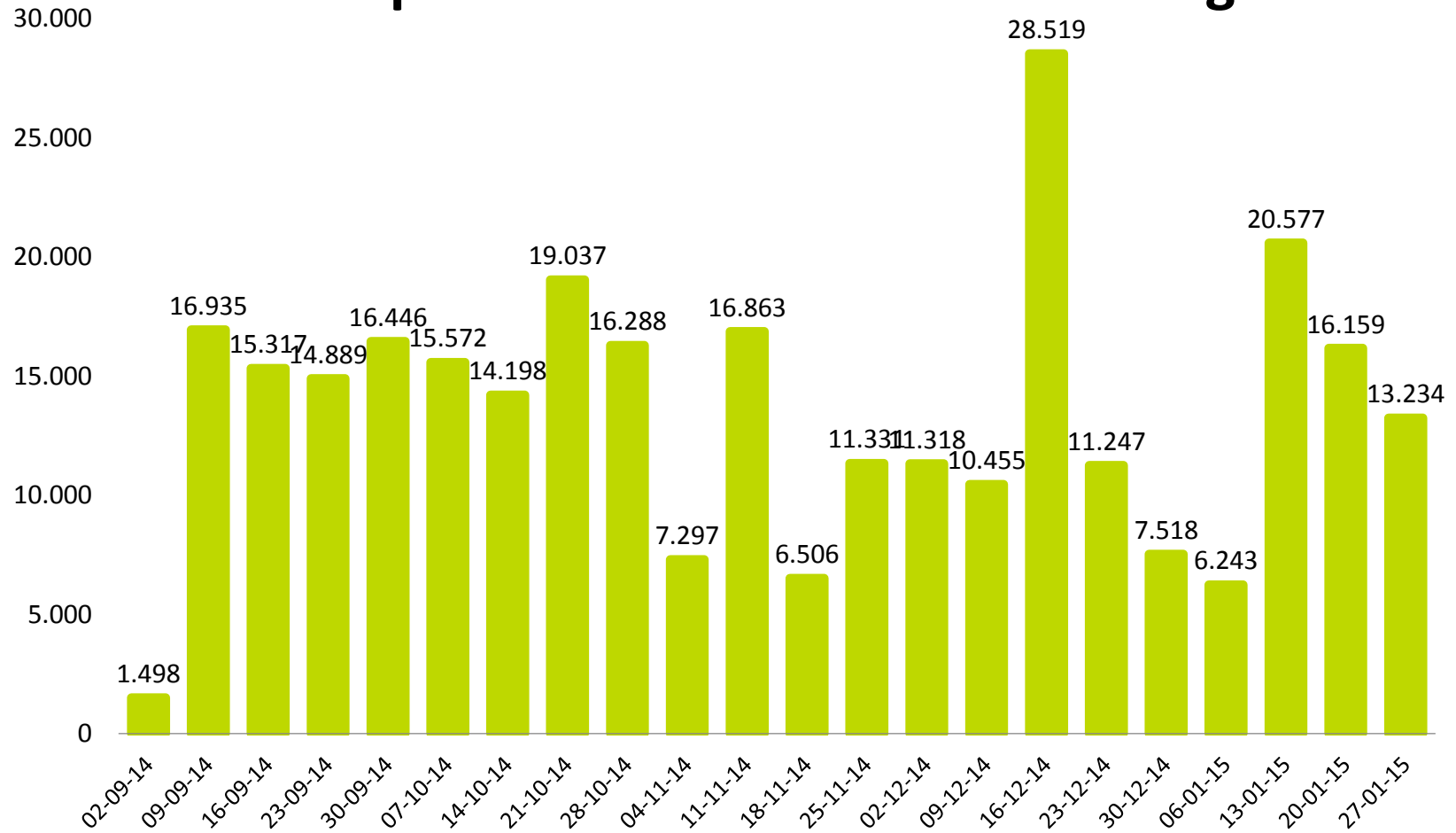
#### 1st semestre 2015-2016

#### 2nd semestre 2015-2016

semana	fecha	semanal arroz cargo importado	Basmati importaciones	carga no basmatita 2014/15		semana	fecha	total arroz cargo importado	Basmati importacion es	TOTAL CAMPAÑA 2014/15	
				semana	acumulado					semana	acumulado
1	01-09-15 - 01-09-15	1.498	935	563	563	27	01-03-16 - 01-03-16				
2	02-09-15 - 08-09-15	16.935	9.813	7.122	7.685	28	02-03-16 - 08-03-16				
3	09-09-15 - 15-09-15	15.317	12.723	2.594	10.279	29	09-03-16 - 15-03-16				
4	16-09-15 - 22-09-15	14.889	11.054	3.835	14.114	30	16-03-16 - 22-03-16				
5	23-09-15 - 29-09-15	16.446	13.436	3.010	17.124	31	23-03-16 - 29-03-16				
6	30-09-15 - 06-10-15	15.572	6.180	9.392	26.516	32	30-03-16 - 05-04-16				
7	07-10-15 - 13-10-15	14.198	9.644	4.554	31.070	33	06-04-16 - 12-04-16				
8	14-10-15 - 20-10-15	19.037	11.471	7.566	38.636	34	13-04-16 - 19-04-16				
9	21-10-15 - 27-10-15	16.288	6.581	9.707	48.343	35	20-04-16 - 26-04-16				
10	28-10-15 - 03-11-15	7.297	4.527	2.770	51.113	36	27-04-16 - 03-05-16				
11	04-11-15 - 10-11-15	16.863	9.627	7.236	58.349	37	04-05-16 - 10-05-16				
12	11-11-15 - 17-11-15	6.506	4.331	2.175	60.524	38	11-05-16 - 17-05-16				
13	18-11-15 - 24-11-15	11.331	3.878	7.453	67.977	39	18-05-16 - 24-05-16				
14	25-11-15 - 01-12-15	11.318	7.275	4.043	72.020	40	25-05-16 - 31-05-16				
15	02-12-15 - 08-12-15	10.455	5.097	5.358	77.378	41	01-06-16 - 07-06-16				
16	09-12-15 - 15-12-15	28.519	9.136	19.383	96.761	42	08-06-16 - 14-06-16				
17	16-12-15 - 22-12-15	11.247	3.725	7.522	104.283	43	15-06-16 - 21-06-16				
18	23-12-15 - 29-12-15	7.518	4.167	3.351	107.634	44	22-06-16 - 28-06-16				
19	30-12-15 - 05-01-16	6.243	4.485	1.758	109.392	45	29-06-16 - 05-07-16				
20	06-01-16 - 12-01-16	20.577	10.364	10.213	119.605	46	06-07-16 - 12-07-16				
21	13-01-16 - 19-01-16	16.159	7.814	8.345	127.950	47	13-07-16 - 19-07-16				
22	20-01-16 - 26-01-16	13.234	6.544	6.690	134.640	48	20-07-16 - 26-07-16				
23	27-01-16 - 02-02-16					49	27-07-16 - 02-08-16				
24	03-02-16 - 09-02-16					50	03-08-16 - 09-08-16				
25	10-02-16 - 16-02-16					51	10-08-16 - 16-08-16				
26	17-02-16 - 23-02-16					52	17-08-16 - 23-08-16				
27	24-02-16 - 28-02-15					53	24-08-16 - 31-08-16				
<b>Total</b>	<b>01-09-14 - 28-02-15</b>	<b>297.447</b>	<b>162.807</b>	<b>134.640</b>	<b>134.640</b>	<b>Total</b>	<b>01-03-16 - 31-08-16</b>				
				<b>TOTAL CAMPAÑA 2015/16</b>		<b>01-09-15 - 26-01-16</b>		<b>297.447</b>	<b>162.807</b>	<b>134.640</b>	

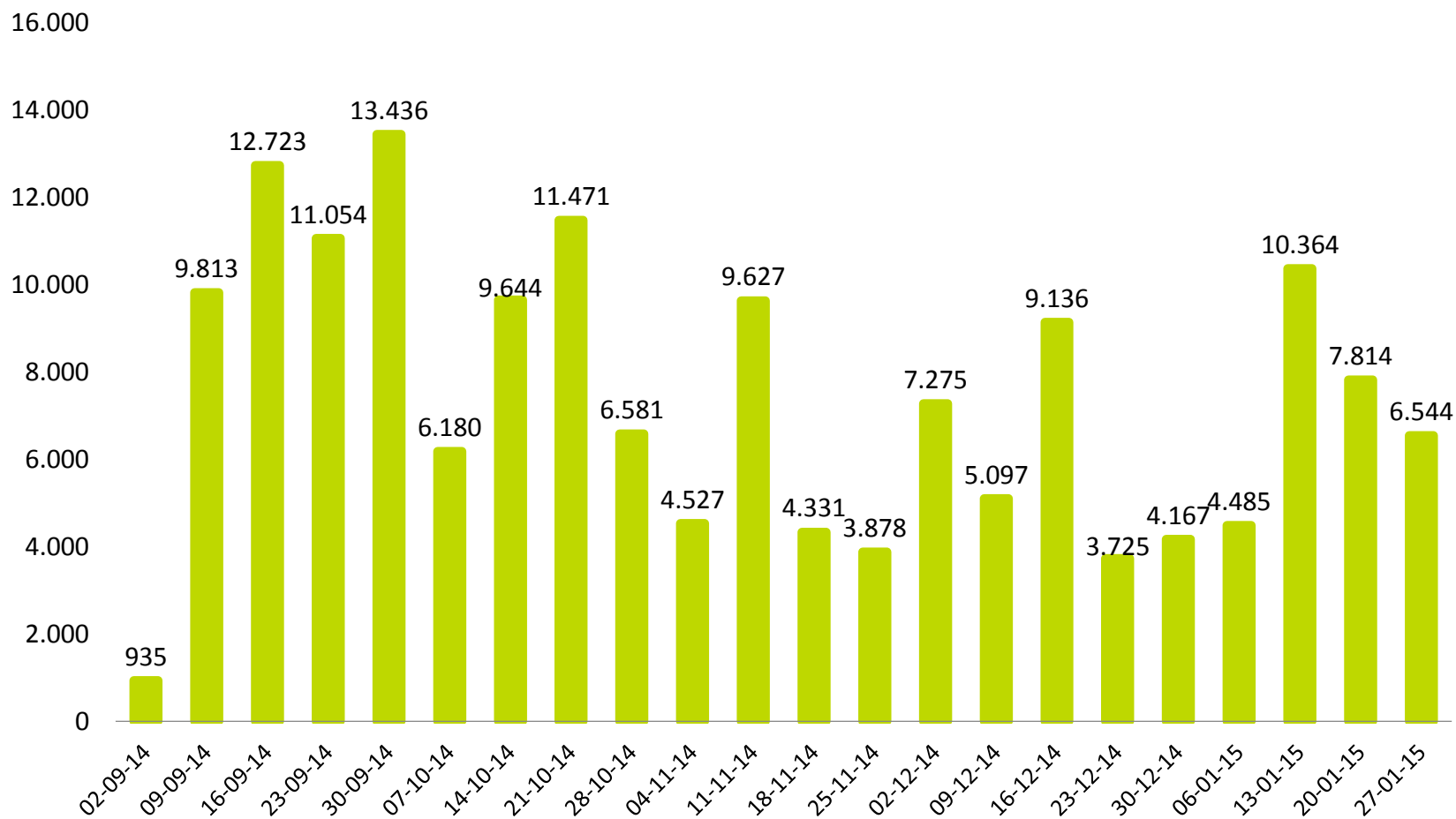


## UE importacion semanal de arroz cargo



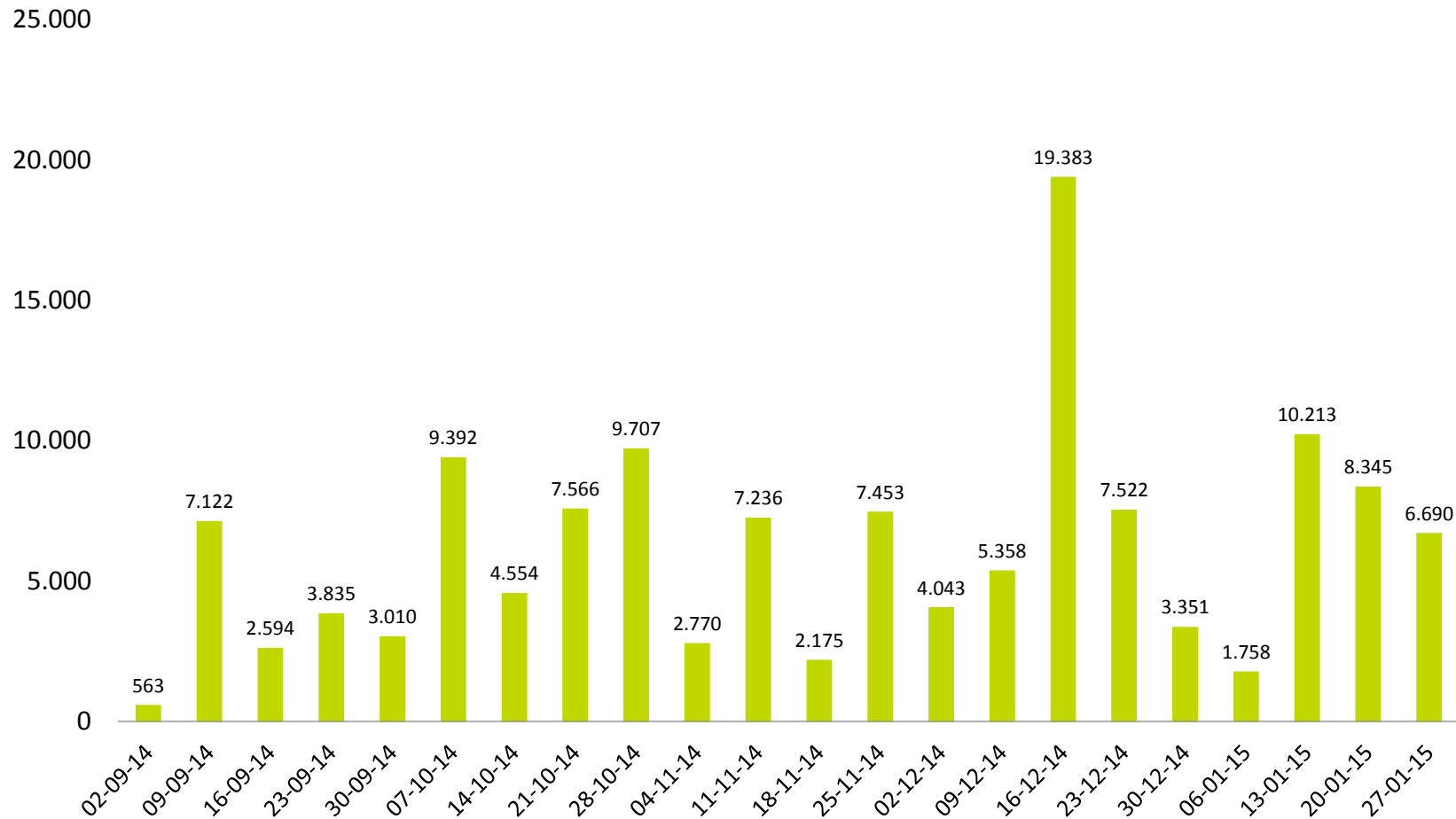


# UE importacion arroz Basmati cargo



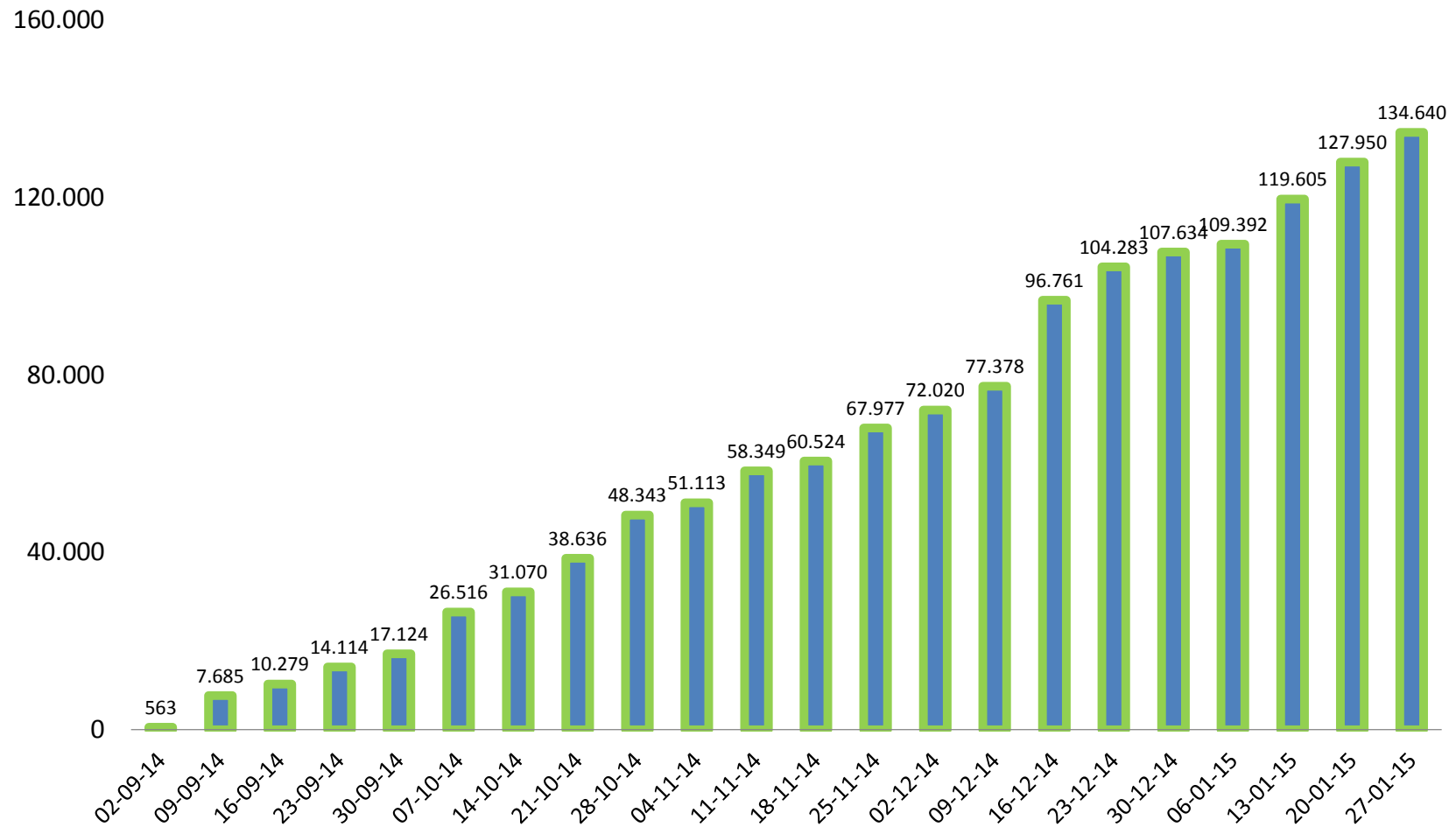


## UE importacion arroz cargo (no basmati)





## UE importacion arroz cargo total Acumulado



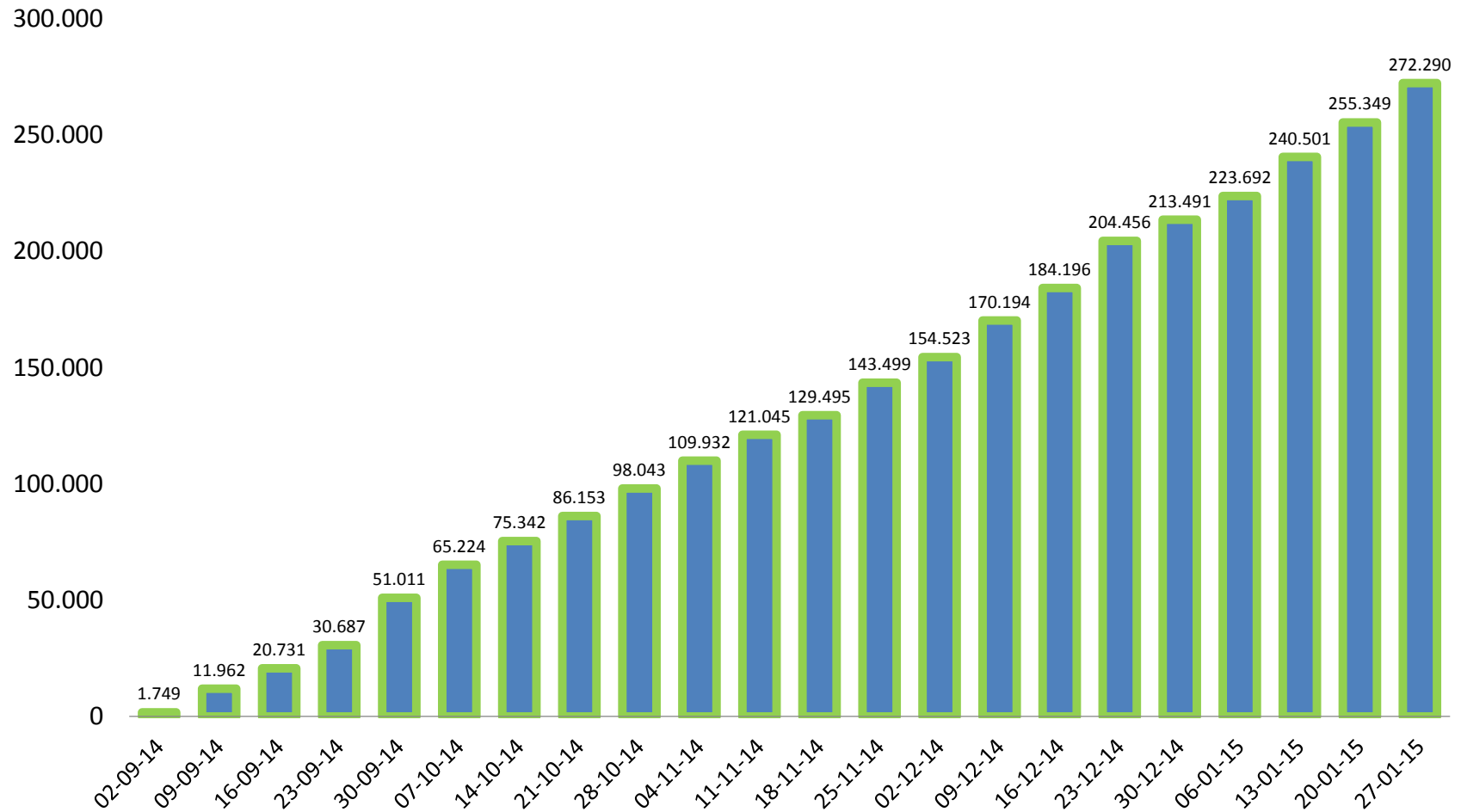


## importaciones de arroz UE

11/03/15 <b>UE importaciones: Arroz semiblanco y blanco</b> (CN 1006 30)							
<b>1st semestre 2015-2016</b>				<b>2nd semestre 2015-2016</b>			
semana	fecha	1006 30 Importaciones		semana	fecha	1006 30 Importaciones	
		semana	acumulado			semana	acumulado
1	01-09-15 - 01-09-15	1.749	1.749	27	01-03-16 - 01-03-16		
2	02-09-15 - 08-09-15	10.213	11.962	28	02-03-16 - 08-03-16		
3	09-09-15 - 15-09-15	8.769	20.731	29	09-03-16 - 15-03-16		
4	16-09-15 - 22-09-15	9.956	30.687	30	16-03-16 - 22-03-16		
5	23-09-15 - 29-09-15	20.324	51.011	31	23-03-16 - 29-03-16		
6	30-09-15 - 06-10-15	14.213	65.224	32	30-03-16 - 05-04-16		
7	07-10-15 - 13-10-15	10.118	75.342	33	06-04-16 - 12-04-16		
8	14-10-15 - 20-10-15	10.811	86.153	34	13-04-16 - 19-04-16		
9	21-10-15 - 27-10-15	11.890	98.043	35	20-04-16 - 26-04-16		
10	28-10-15 - 03-11-15	11.889	109.932	36	27-04-16 - 03-05-16		
11	04-11-15 - 10-11-15	11.113	121.045	37	04-05-16 - 10-05-16		
12	11-11-15 - 17-11-15	8.450	129.495	38	11-05-16 - 17-05-16		
13	18-11-15 - 24-11-15	14.004	143.499	39	18-05-16 - 24-05-16		
14	25-11-15 - 01-12-15	11.024	154.523	40	25-05-16 - 31-05-16		
15	02-12-15 - 08-12-15	15.671	170.194	41	01-06-16 - 07-06-16		
16	09-12-15 - 15-12-15	14.002	184.196	42	08-06-16 - 14-06-16		
17	16-12-15 - 22-12-15	20.260	204.456	43	15-06-16 - 21-06-16		
18	23-12-15 - 29-12-15	9.035	213.491	44	22-06-16 - 28-06-16		
19	30-12-15 - 05-01-16	10.201	223.692	45	29-06-16 - 05-07-16		
20	06-01-16 - 12-01-16	16.809	240.501	46	06-07-16 - 12-07-16		
21	13-01-16 - 19-01-16	14.848	255.349	47	13-07-16 - 19-07-16		
22	20-01-16 - 26-01-16	16.941	272.290	48	20-07-16 - 26-07-16		
23	27-01-16 - 02-02-16			49	27-07-16 - 02-08-16		
24	03-02-16 - 09-02-16			50	03-08-16 - 09-08-16		
25	10-02-16 - 16-02-16			51	10-08-16 - 16-08-16		
26	17-02-16 - 23-02-16			52	17-08-16 - 23-08-16		
27	24-02-16 - 29-02-16			53	24-08-16 - 31-08-16		
<b>Total</b>	<b>01-09-15 - 29-02-16</b>	<b>272.290</b>		<b>Total</b>	<b>01-03-16 - 31-08-16</b>		
<b>TOTAL CAMPAÑA</b>		<b>2015-2016</b>		<b>01-09-15 - 26-01-16</b>		<b>272.290</b>	



## UE importacion acumulada arroz blanco y semi







## UE importacion semanal de arroz blanco y semi

